



**District Report Card: 2017**


<b>State:</b> Punjab	<b>District:</b> Fazilka
<b>Class:</b> 3	<b>Subject:</b> Mathematics
<b>Schools:</b> 60	<b>Students:</b> 1112


**Participation/Coverage**


**Students**

<div>GENDER</div> <div></div>	Boys				Girls			
	Number		%		Number		%	
	536		48.20		576		51.80	

<div>AREA</div> <div></div>	Rural				Urban			
	Number		%		Number		%	
	998		89.75		114		10.25	

<div>CATEGORY</div> <div></div>	SC		ST		OBC		GEN	
	Number	%	Number	%	Number	%	Number	%
	879	79.05	1	0.09	185	16.64	47	4.23

<div>CWSN</div> <div></div>	LD	VI	HI	S&LD	ID	Oth
	1	0	1	1	14	11

<div>Management</div> <div></div>	Government				Government-aided			
	Number		%		Number		%	
	1112		100.00		0		0.00	

**Average Performance of Students in Mathematics (%)**

Overall	Gender		Area		Management		Social Group			
	Male	Female	Rural	Urban	Govt.	Aided	SC	ST	OBC	GEN
55.90	54.15	57.52	54.40	69.01	55.90	0.00	54.93	26.67	58.23	65.39

## Performance on Learning Outcomes (LOs)

Learning Outcomes	Description	Average Performance(%)
M301	Reads and writes numbers up to 999 using place value	54.59
M302	Compares numbers up to 999 based on their place values	75.54
M303	Solves simple daily life problems using addition and subtraction of three digit numbers with and without regrouping	51.96
M304	Constructs and uses the multiplication facts (up till 10) in daily life situations	57.55
M305	Analyses and applies an appropriate number operation in the situation/ context	52.61
M306	Explains the meaning of division facts by equal grouping/sharing and finds it by repeated subtraction	51.62
M309	Identifies and makes 2D-shapes by paper folding, paper cutting on the dot grid, using straight lines etc.	68.18
M311	Fills a given region leaving no gaps using a tile of a given shape	12.97
M312	Estimates and measures length and distance using standard units like centimeters or meters & identifies relationships	23.88
M317	Reads the time correctly to the hour using a clock/watch	73.92
M318	Extends patterns in simple shapes and numbers	48.92
M319	Records data using tally marks, represents pictorially and draws conclusions	66.64

Range of Performance of Students who Answered Correctly							
Below 30%		30% - 50%		50% - 75%		Above 75%	
Number	%	Number	%	Number	%	Number	%
185	16.64	243	21.85	410	36.87	274	24.64

### Lowest Performing Learning Outcomes (LOs)

- 1 - Fills a given region leaving no gaps using a tile of a given shape (12.97)
- 2 - Estimates and measures length and distance using standard units like centimeters or meters & identifies relationships (23.88)
- 3 - Extends patterns in simple shapes and numbers (48.92)
- 4 - Explains the meaning of division facts by equal grouping/sharing and finds it by repeated subtraction (51.62)
- 5 - Solves simple daily life problems using addition and subtraction of three digit numbers with and without regrouping (51.96)